


Georgia B.A.S.S. Chapter Federation

1999

Tournament Creel Report



Submitted By

**Carl Quertermus, Ph.D.
State University of West Georgia**

GBCF Tournament Report - 1999

In 1999, 112 bass clubs, affiliated with the Georgia B.A.S.S. Chapter Federation (GBCF), submitted their results for 1161 tournaments. Several of these tournaments were not analyzed because they involved less than six anglers or lasted less than five hours. Data from 879 tournaments on 13 Georgia reservoirs and two rivers were analyzed for this report. The data from tournaments at Alabama reservoirs were sent to the Alabama Department of Conservation and Natural Resources, Game and Fish Division and became part of their annual tournament data analysis. For 1999, GBCF clubs provided 39% of the data for their report.

Fishing success at Georgia reservoirs and rivers are compared on the attached table and figures. Bass anglers spent 130,366 hours of effort during the 879 tournaments analyzed for this report. The weighed-in catch rate was 0.212 bass / angler hour. This is slightly greater than in 1998 (0.197) and is similar to the 0.205 weighed-in bass / angler hour for Alabama reservoirs during 1999 (Alabama Game and Fish Division). The highest catch rate was at Clarks Hill (0.291), but this was not statistically greater than at Hartwell (0.284) or Allatoona (0.283). Allatoona, Hartwell, and Clarks Hill also had the lowest percentage of unsuccessful anglers (15.7-17.3 %).

The tournament results at West Point and W. F. George were analyzed in two groups, tournaments with a 16-inch length limit for all black bass species (WP1 and WG1) and tournaments with a 16-inch length limit on largemouth bass and a 12-inch limit for other black bass species (WP2 and WG2). Spotted bass and some Shoal bass comprised 66% of the weighed-in catch for WP2 tournaments and 37% for WG2 tournaments. The lowest weighed-in catch rate for 1999 was 0.056; this occurred at W. F. George (WG2). More than 50% of anglers were unsuccessful at Blackshear with a 14-inch limit and at W. F. George (WG1) and West Point (WP1) with a 16-inch limit.

The average weight of weighed-in bass was greatest at W. F. George (WG1). For lakes with a 12-inch limit, the greatest average bass weight was at Seminole (1.97 lbs.), and the least average bass weight was at Allatoona (1.32 lbs.). The weight of the average largest bass caught during tournaments was greatest at Clarks Hill (4.76 lbs.) and smallest at Blackshear (3.23 lbs.).

The reservoir abbreviations on the attached figures are AL (Allatoona), BF (Bartlett's Ferry), BS (Blackshear), CH (Clarks Hill), HW (Hartwell), JA (Jackson), LA (Lanier), OC (Oconee), RU (R. B. Russell), SE (Seminole), SI (Sinclair), WG1 (W. F. George, 16-inch length limit for all black bass), WP1 (West Point, 16-inch length limit for all black bass), WG2 (W. F. George, 16-inch length limit for largemouth bass and 12-inch length limit for other black bass), and WP2 (West Point, 16-inch length limit for largemouth bass and 12-inch length limit for other black bass).

GBCF TOURNAMENT RESULTS FOR GEORGIA RESERVOIRS AND RIVERS - 1999

Reservoir or River	Number of Tournaments Analyzed	Number of Angler Hours	Bass Weighed-in /Angler Hour	Lbs. Weighed-in/Angler Hour	Percent Anglers with Limit	Percent Anglers with Zero Bass	Percent Anglers with Only One Bass	Average Largest Bass (lbs.)	Average Bass Weight (lbs.)	Average Winning Weight (lbs.)	Percent Bass as Largemouth
<i>Allatoona</i>	26	3,864	0.283	0.365	16.7	15.7	22.6	3.39	1.32	8.04	18.2
<i>Bartlett's Ferry</i>	49	7,959	0.241	0.326	11.0	20.3	25.6	4.04	1.34	8.00	56.7
<i>Blackshear</i> ^a	23	3,336	0.073	0.140	0.3	61.4	22.8	3.23	1.96	6.01	100.0
<i>Clarks Hill</i>	168	24,845	0.291	0.481	19.8	17.3	16.7	4.76	1.64	12.27	99.7
<i>Hartwell</i>	82	15,825	0.284	0.472	23.0	16.1	17.8	4.37	1.63	13.85	86.8
<i>Jackson</i>	43	5,778	0.215	0.307	8.4	26.6	27.7	3.68	1.42	8.26	81.6
<i>Lanier</i> ^a	91	12,161	0.156	0.272	4.1	33.6	29.0	3.36	1.71	7.75	24.3
<i>Oconee</i> ^a	69	10,202	0.122	0.221	2.6	43.2	28.4	3.76	1.87	7.66	96.2
<i>R. B. Russell</i>	56	8,867	0.237	0.375	13.0	21.4	21.5	3.69	1.52	9.28	95.4
<i>Seminole</i>	33	6,432	0.124	0.254	2.3	36.4	25.4	4.23	1.97	9.95	97.6
<i>Sinclair</i>	87	11,727	0.217	0.289	10.9	26.4	24.6	3.60	1.35	8.01	98.1
<i>W. F. George</i> ^b	18	2,675	0.056	0.143	0.0	54.6	30.6	3.91	2.57	6.74	96.9
<i>W. F. George</i> ^c	10	2,617	0.091	0.194	2.7	40.4	34.6	3.98	2.06	12.21	62.7
<i>West Point</i> ^b	16	1,889	0.074	0.181	0.4	57.0	26.9	4.24	2.50	6.82	90.6
<i>West Point</i> ^c	43	6,357	0.147	0.228	3.6	36.8	28.9	4.12	1.60	7.96	34.1
<i>Altamaha River</i>	38	2,196	0.249	0.396	19.1	24.2	23.1	4.17	1.62	8.90	100.0
<i>Savannah River</i>	27	3,636	0.227	0.375	9.3	27.3	17.4	4.38	1.59	9.87	100.0
Total	879	130,366	0.212	0.339	11.4	27.8	23.4	4.02	1.65	9.52	80.3

^a 14-inch size limit.

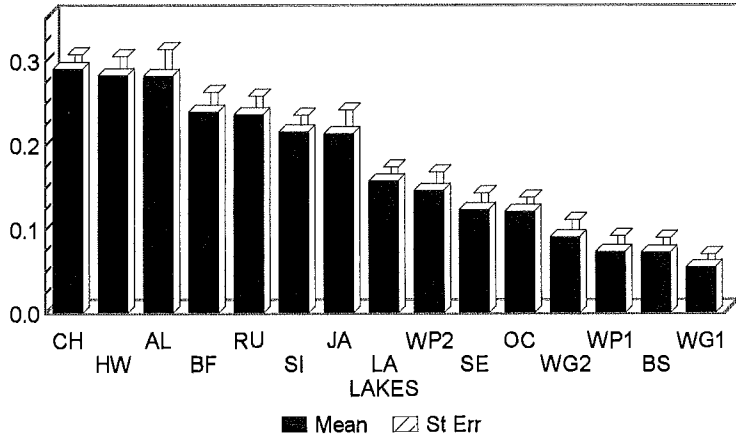
^b 16-inch size limit (Includes only tournaments where a 16-inch size limit was used for all black bass species).

^c 12-inch size limit on spotted bass and 16-inch size limit on largemouth bass.

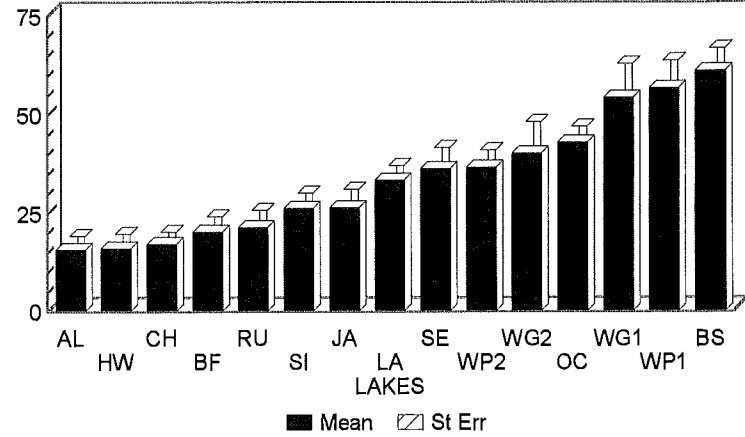
Note: Only Georgia B.A.S.S. Chapter Federation (GBCF) tournaments with six or more anglers and five or more hours in length were analyzed.

Compiled and analyzed by Dr. Carl Quertermus, State University of West Georgia.

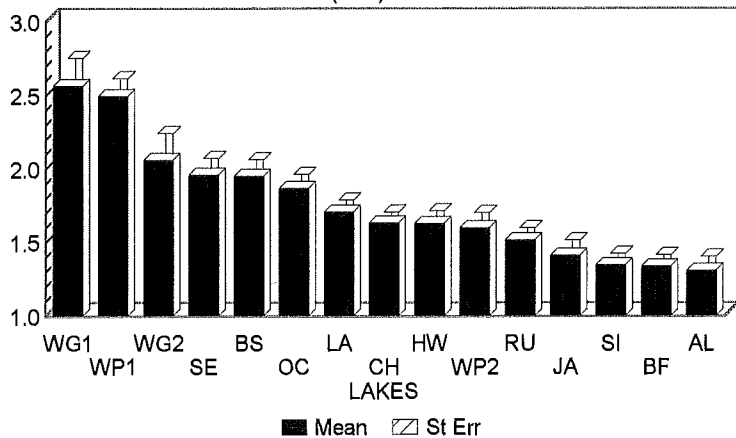
BASS / ANGLER HOUR - 1999
GBCF TOURNAMENTS ON GEORGIA LAKES
 BASS / ANGLER HOUR



PERCENT UNSUCCESSFUL ANGLERS - 1999
GBCF TOURNAMENTS ON GEORGIA LAKES
 % ANGLERS WITH ZERO BASS



AVERAGE BASS WEIGHT - 1999
GBCF TOURNAMENTS ON GEORGIA LAKES
 AVERAGE BASS WEIGHT (LBS)



AVERAGE LARGEST BASS - 1999
GBCF TOURNAMENTS ON GEORGIA LAKES
 AVERAGE LARGEST BASS (LBS)

